




HEWLETT  
HOMES



2 Rossendale Close, Weston-Super-Mare, BS22 9HA

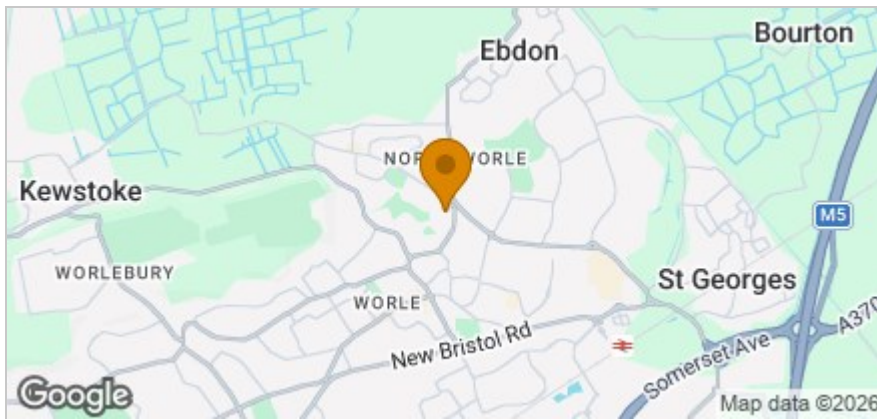
£250,000



## Floor Plan



## Area Map



## Accommodation

- Two Double Bedrooms
- Integral Garage
- Sunny Garden
- Well Presented
- Newly Fitted Kitchen
- No Onward Chain
- Great Location

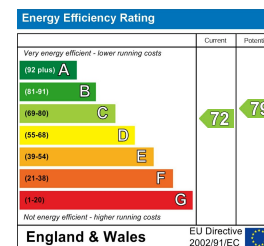


## Viewing

Please contact us on 01934 900714 if you wish to arrange a viewing appointment for this property or require further information.



## Energy Efficiency Graph



These particulars, whilst believed to be accurate are set out as a general outline only for guidance and do not constitute any part of an offer or contract. Intending purchasers should not rely on them as statements of representation of fact, but must satisfy themselves by inspection or otherwise as to their accuracy. No person in this firm's employment has the authority to make or give any representation or warranty in respect of the property.